


SEQUOIA

Laminate

DISPLAY



INCLUDED AS A PART OF ESTATES PREMIUM LAMINATE DISPLAY

Dimensions: 38"W X 81"H X 25"D

OR

AS A PART OF ESTATES PREMIUM COLORWALL


Dimensions: 199.2"W X 81"H X 25"D

Sample Boards: 18" X 24"


SPECIFICATIONS

TECHNICAL INFO	PLANK SIZE: 9.68" X 70.08" OVERALL THICKNESS: 10MM
INSTALLATION	ANGLE-ANGLE LOCKING SYSTEM
PACKAGING	CARTON: 4 PIECES = 18.852 SQ FT PALLET: 57 CARTONS = 1074.56 SQ FT
RATING	AC6 WEAR RATING IIC: 72, STC: 73
FEATURES	STAIN, DENT & MILDEW RESISTANT PET FRIENDLY & WATER-RESISTANT 4-SIDED MICRO BEVEL 24 FACES PER SKU CARB 2 COMPLIANT 72 HR NALFA JOINT SURFACE SWELL TEST
COMPOSITION	HIGH DENSITY FIBERBOARD CORE
WARRANTY	15 YEAR LIGHT COMMERCIAL LIMITED LIFETIME RESIDENTIAL
	MOULDINGS AVAILABLE

AVAILABLE COLORS



TIMBER GAP




MINERAL PEAK



EMPIRE




FLORENCE PEAK



SPRING LAKE



EAGLE SCOUT



CLIFF CREEK

ESTATES
by Prince