


WATER'S EDGE

Laminate

DISPLAY




Kit includes:
18" X 24" Sample Boards
Dimensions: 38" W X 81" H X 25" D


SPECIFICATIONS

TECHNICAL INFO	PLANK SIZE: 7.7" X 47.8" OVERALL THICKNESS: 12MM
INSTALLATION	VALINGE 2G DROP LOCK SYSTEM
PACKAGING	CARTON: 7 PIECES = 17.9 SQ FT PALLET: 55 CARTONS = 984.5 SQ FT
RATING	AC4 WEAR RATING
FEATURES	4 SIDE PAINTED BEVEL 6 FACES PER SKU EMBOSSED IN REGISTER TEXTURE
COMPOSITION	HYDRAKORE CORE
WARRANTY	LIFETIME RESIDENTIAL 3 YEAR COMMERCIAL ** HOME INSURANCE CLAIM- VOIDED FOR 1 LITER OR MORE OF LIQUID. ** EXCLUDES LEAKING PIPES, HOUSEHOLD MECHANICAL FAILURES, APPLIANCE LEAKS, PET URINE, AND FLOODING.
	MOULDINGS AVAILABLE

AVAILABLE COLORS




BEACH HOUSE




BOARDWALK



URBAN OAK



GLACIER



SAND DUNE



LONDON FOG

ESTATES
by Prince